


THE NEW GENERATION

AX[®] 01 Plate bearing tester

Electronic evaluation · mini printer · compact design



www.Anix.biz
Precision Electronic Instruments

Anix GmbH · Hintern Hecken 1 · Germany · 39179 Barleben
Tel. +49 39202-8792-52 · Fax -57 · biz@anix.biz

- Electronic evaluation
- Immediate printing
- Storage of test results
- Compact design
- Simple 4-button user interface
- Excel[®]- spreadsheets
- Long operation time
- Robust and durable

The static plate bearing test is used for earthworks, foundations and road construction to determine the deformability, strength and bearing capacity of soils and base layers.



The AX[®] 01 is characterized by a high quality, aluminium and stainless steel chassis. Rugged waterproof industrial sensors are used to ensure accurate results.


Anix GmbH
PRECISION ELECTRONIC INSTRUMENTS

THE NEW GENERATION

AX[®] 01 Plate bearing tester

Technical specification

The results of the test are calculated and displayed immediately. Additionally the data are stored at the SD card. The thermal printer provides an immediate printout of the results. The measurement data (average compressive strength below the plate and the corresponding deflection of the load plate) are shown in a printed diagram.

The electronic device of AX[®] 01 evaluates the strain moduli E_{v1} , E_{v2} (a figure of the bearing capacity) and the ratio E_{v2}/E_{v1} (a figure for the compaction level).

Results can be transferred to the PC and are available for further processing in Microsoft Excel[®].

The compact design of the AX[®]01 allows easy transportation in the trunk of a car.

The equipment can be operated by one person and can be used in the rain also.

Technical specifications:

Version: June 2013

Technical data is subject to change without notice. We reserve the right to further developments and technical modifications of our products.

Electronic device:

- Case made from PET, transparent top cover with scratch-resistant surface
- Thermal printer with 58 mm print width
- SD card for the storage of approximately 200 tests
- Plate diameters are adjustable: 300 mm, 600 mm, 762 mm
- Precision (resolution): Deflection 0,01 mm
Normal stress 0,0001 MN/m² (printed and stored)
0,001 MN/m² (displayed)
- Rechargeable battery, 4.8 V, 4 Ah, fast charger 2 h, about 48 h battery life

Test tripod:

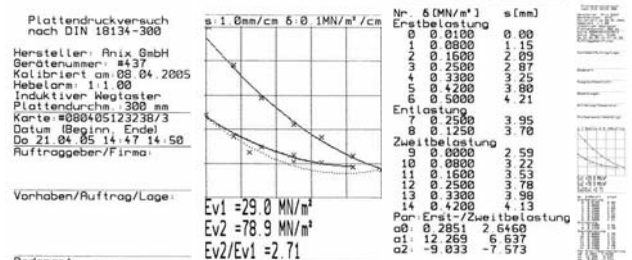
- Direct measurement of the deflection according to DIN 18134 and other standards (displacement measurement with one sensor only)
- Test beam can be folded-out and is extractable
- Hemispherical feet for an optimal placement at rough and soft surfaces
- Short (250 mm) and long (500 mm) fixture for the displacement sensor (for measurements in pits deeper than 0.3 m)
- Displacement sensor is made from stainless steel, stroke of the sensor: 15 mm

Loading apparatus:

- Hydraulic jack assembly with jack for 100 kN force, manual hydraulic pump
- Bearing plate made from steel S355JO, stainless surface, diameter 300 mm, tunnel for the displacement sensor
- Force sensor 100 kN, made from stainless steel
- Extension set (2 x 25 mm, 2 x 50 mm, 2 x 100 mm, 2 x 150 mm, complete height 650 mm, complete weight 3.4 kg)
- Upper magnetic ball joint (loadable up to 60kN, weight 0.7 kg)

Dimensions:

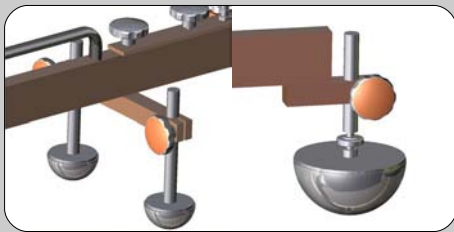
- Test tripod: folded L 1150 x W 340 x H 260 mm,
unfolded L 2330 x W 340 x H 310 mm
- Height of the hydraulic jack (retracted): 285 mm, stroke 150 mm
- Weight of the hydraulic jack assembly (jack + pump + hose): 11.9 kg
- Bearing plate with force sensor mounted: diameter 300 mm, height 265 mm,
- Weight complete: (without packaging, without transport box): 56.8 kg



THE NEW GENERATION

AX[®] 01 Plate bearing tester

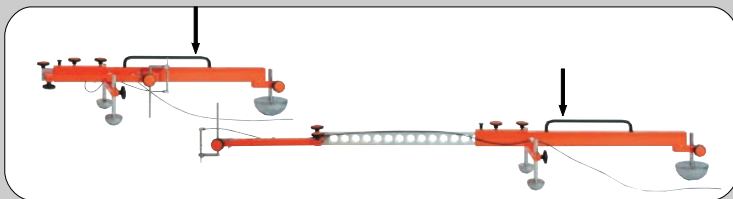
Leveling device



Fast and safe positioning by hemispherical feet.



Measurements in pits deeper than 0,3 m.




The carrying handle allows the transportation of the test tripod when folded or extended.

The hemispherical feet of the AX[®] 01 provide a quick and safe positioning of the system even on rough layers.

The feet are height-adjustable - fine adjustment with a leveling screw at the rear foot.

Big star-grip screws allow to lock the feet and measuring arms with work gloves.

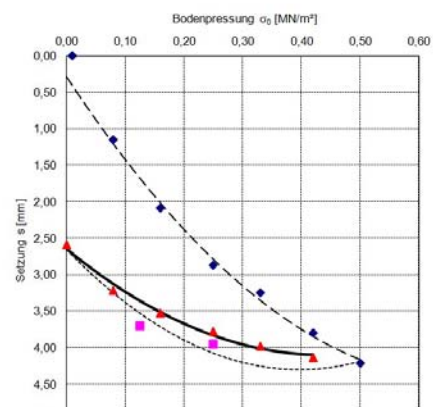
Because of the fixed measuring beam the equipment can be used in pits deeper than 0,3 m (according to DIN 18134).



THE NEW GENERATION AX[®] 01 Plate bearing tester

PC-evaluation

Last- stufe	Normalsp. σ_v [MN/m ²]	Setzung s [mm]
Erstbelastung		
1	0,0100	0,00
2	0,0800	1,15
3	0,1600	2,09
4	0,2500	2,87
5	0,3300	3,25
6	0,4200	3,80
7	0,5000	4,21
Entlastung		
8	0,2500	3,95
9	0,1250	3,70
Zweitbelastung		
10	0,0000	2,59
11	0,0800	3,22
12	0,1600	3,53
13	0,2500	3,78
14	0,3300	3,98
15	0,4200	4,13



Storage of measurements

- The AX[®] 01 can store up to 200 measurements on an SD card.
- The USB card reader for the PC is included.
- A data transfer cable is not necessary.

Data handling

- Data handling is carried out with Microsoft Excel[®] on a Windows PC. You are flexible to create your own test reports with your company logo and your layout.
- The design of the test report can be created without any special software.



		Gefordertes Mindestquantil E_{v1} : ≥ 45 MN/m ²		Gefordertes Höchstquantil E_{v1}/E_{v2} : $\leq 2,2$			
Prüfpunkt-Nr	Messdatum	Messzeit	σ_{1max} [MN/m ²]	E_{v1} [MN/m ²]	E_{v2} [MN/m ²]	E_{v2}/E_{v1}	Bemerkungen
1	23.09.2012	11:54	0,500	29,0	78,9	2,71	
2	23.09.2012	11:58	0,461	26,4	74,2	2,81	
Kartennr.: #230903115428				Arithmetisches Mittel der Stichprobe:		76,5	2,76
Gerätenr.: #22				Standardabweichung:		3,3	0,07
Ø-Platte: 300 mm				Variationskoeffizient:		4,3%	2,6%
Hebelverhält.: 1:2,00				Qualitätszahl Q:		9,49	-7,92
Die Prüfkriterien (Q>0,88) sind						erfüllt	nicht erfüllt